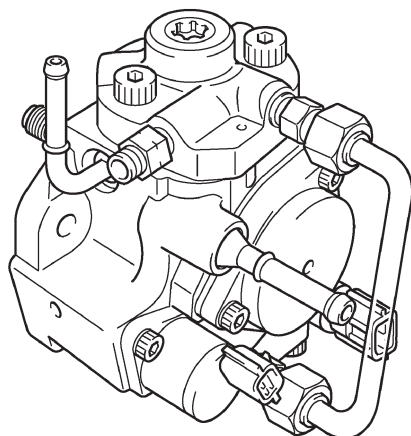


6. Fuel System

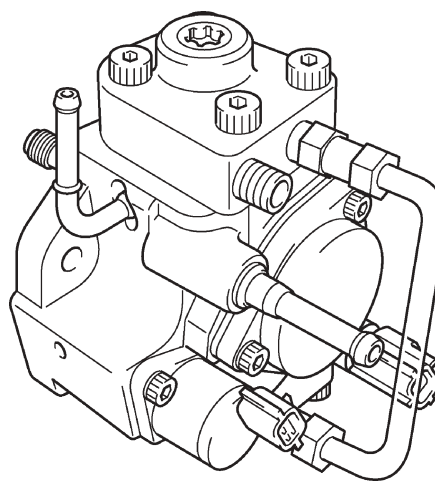
Supply Pump

The shape of the supply pump has been changed.



New

286EG64

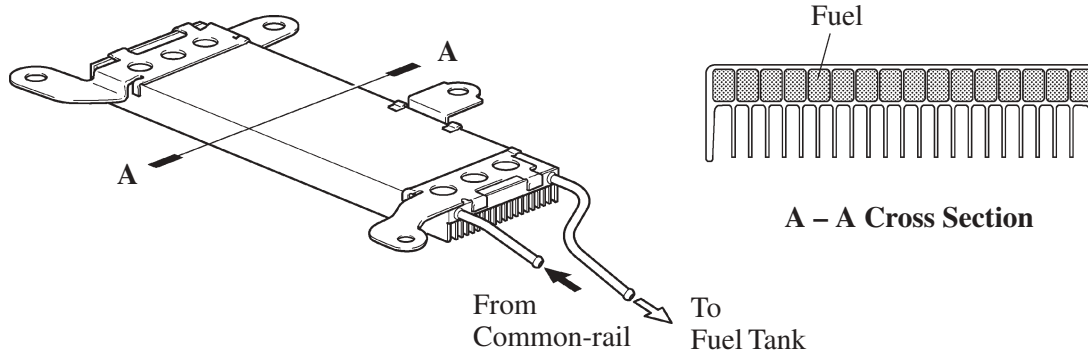


Previous

276PD45

Fuel Cooler

An air-cooled fuel cooler has been newly added, along with the increased power output of the engine.

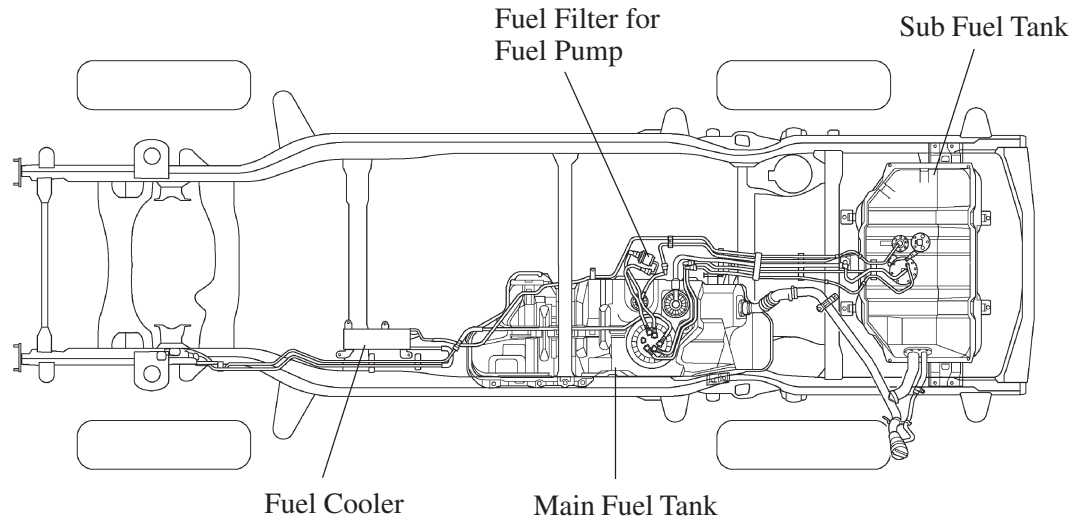


045EG17Y

Fuel Tank

1) General

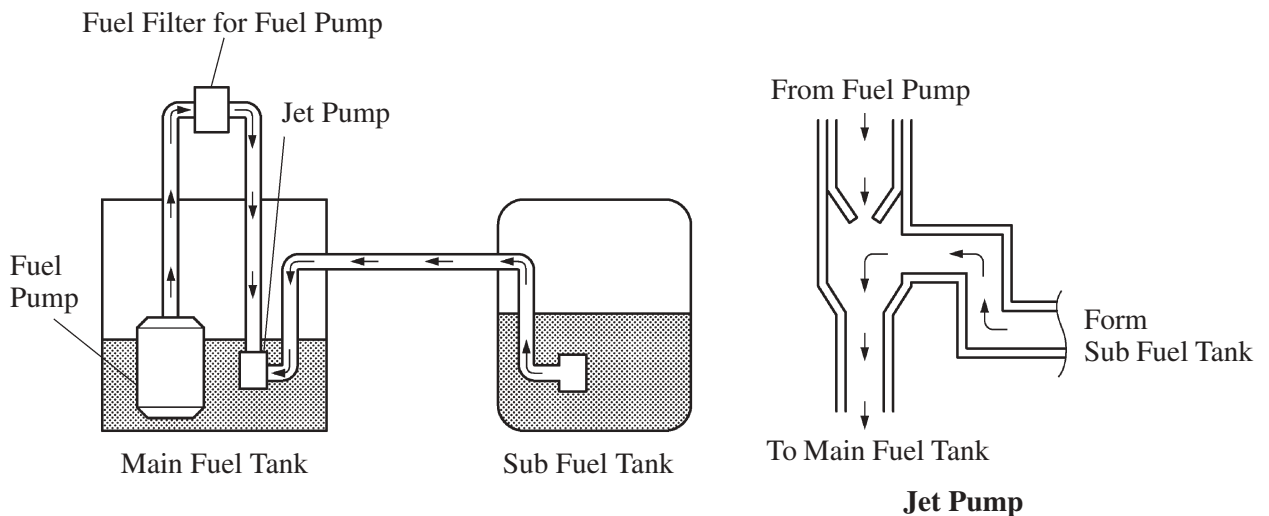
- A sub fuel tank is provided on the Australia models.
- A jet pump is used on the models with the sub fuel tank.



045EG16Y

2) Jet Pump

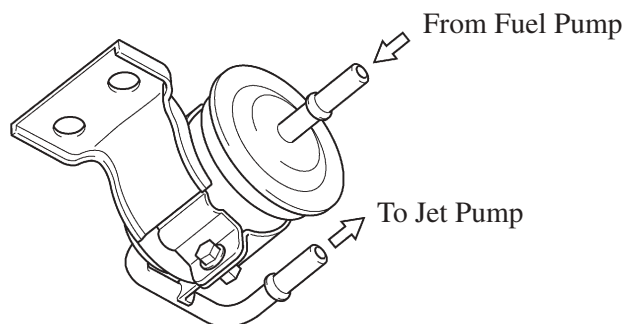
- The jet pump has been provided to transfer the fuel from sub fuel tank to main fuel tank.
- This is accomplished by utilizing the fuel flow through the jet pump. The pressure difference is created by the fuel as it passes through the venturi, and it is used to suck the fuel out of the sub fuel tank and send it to the main fuel tank.



045EG06Y

3) Fuel Filter for Fuel Pump

A fuel filter for fuel pump is provided between the jet pump and fuel pump.

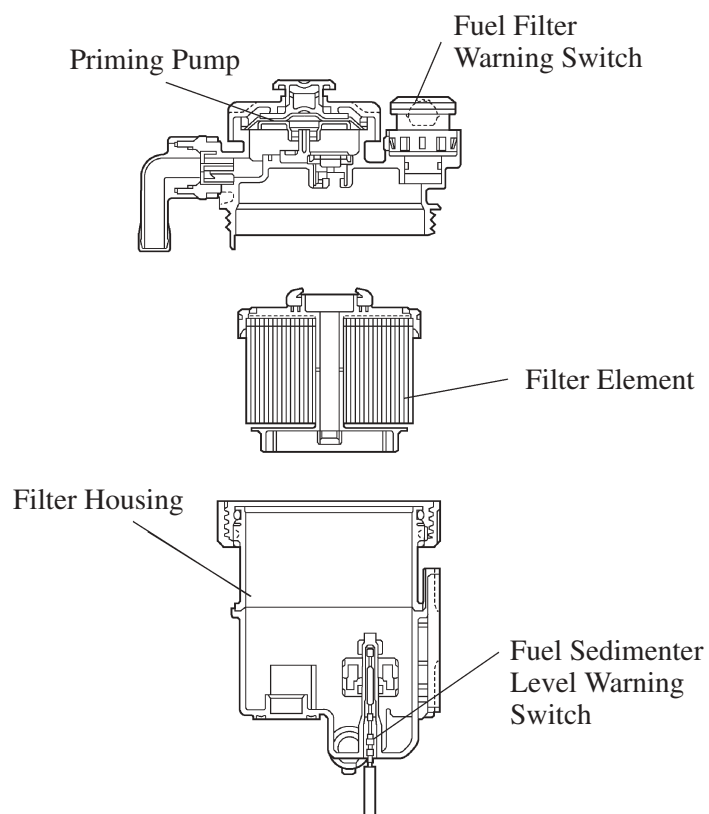


00WEG02Y

Fuel Filter

1) General

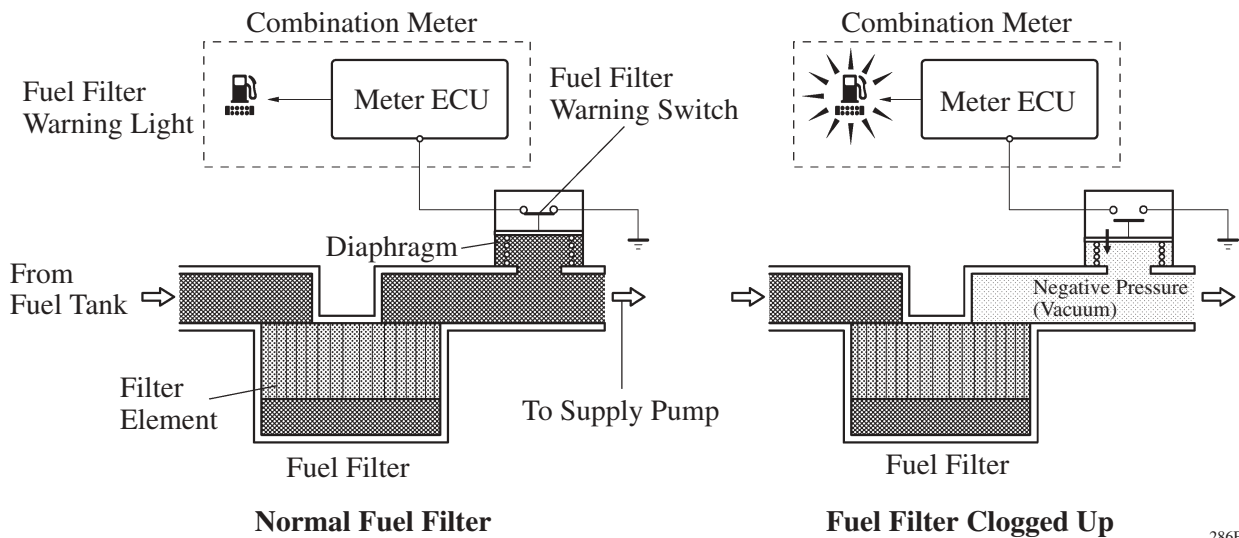
A fuel filter warning switch has been added to the fuel filter cap, and the maintenance intervals for the fuel filter have been extended.



045EG12Y

2) Fuel Filter Warning Switch

- A fuel filter warning switch, which turns OFF when the internal vacuum of the filter increases, is provided in the fuel filter. This switch, which turns OFF when the internal vacuum of the fuel filter increases to a predetermined level, is connected by wire to the meter ECU.
- When the meter ECU detects that the internal vacuum of the fuel filter has increased (by way of the fuel filter warning switch OFF signal), it determines that the fuel filter has become clogged. Then, it illuminates the fuel filter warning light on the combination meter to urge the driver to replace the fuel filter. For details on fuel filter warning light control, [see page 34](#).



286EG65

Fuel Sedimenter Level Warning Switch

When the water in the sedimenter section reaches a certain amount, the fuel sedimenter level warning switch comes ON, the warning light in the combination meter illuminates, and the multi buzzer sounds. For details on fuel filter warning light control, [see page 34](#).